



# IMMACULATE HEART COLLEGE

*Through Mary to Jesus: "The Way, the Truth and the Life"*  
*John 14:6*

## 2018 NAPLAN REPORT

*January 2019*

## **College Context**

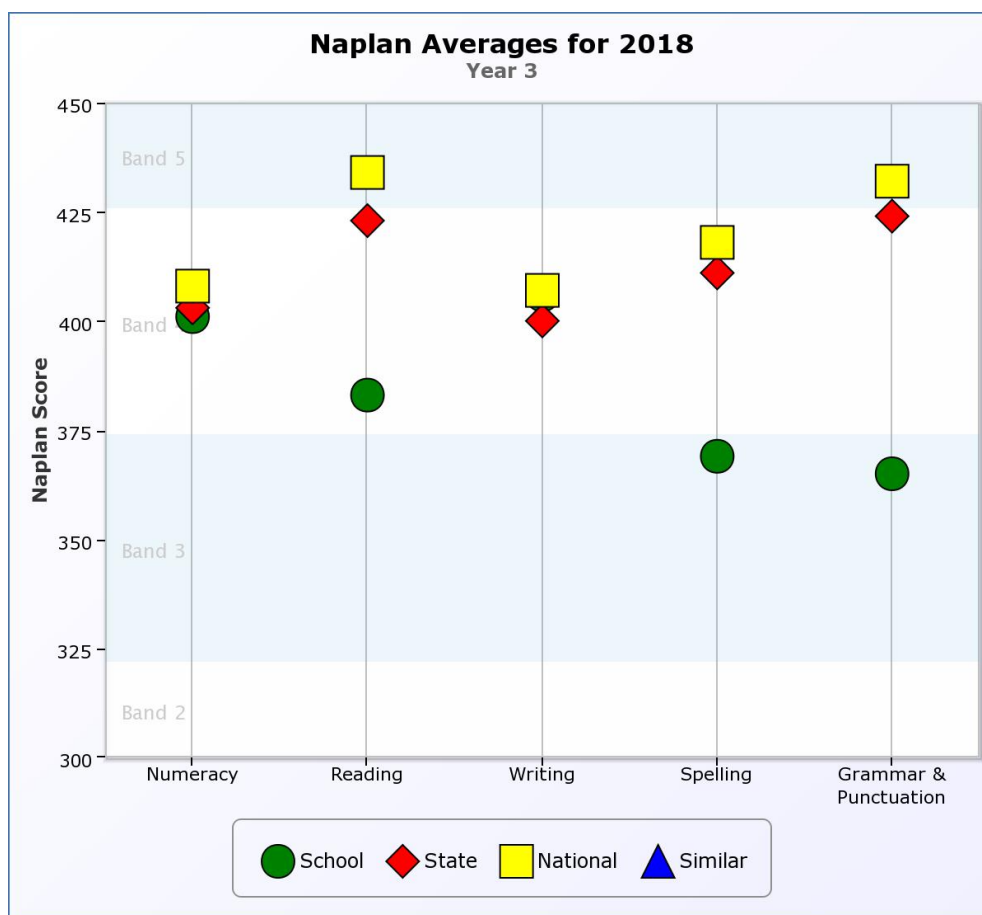
2018 was the first year that students from all four Year levels (3,5,7 & 9) completed the NAPLAN testing. In making an analysis of the College's results, the following factors should be taken into consideration. Of the eighteen Year 5 students, only three were attending the College in Year 3. Of the eight Year 7 students, only two were attending the College in Year 5; and none of the three, Year 9 students attended the College in Year 7, simply because there wasn't a Year 7 class in 2016. Contextually, only five out of the twenty-nine Year 5,7 & 9 students who sat the NAPLAN testing, had previously attended the College. Consequently, any attempt to accurately gauge the College's academic progression/performance over-time is inhibited due to a lack of historical data.

There were however, twenty-one Year 3 students who completed the NAPLAN Testing and this particular cohorts' progression data will be observable, when those students are in Year 5, in 2020. It would be interesting to note the academic progress of this year's Year 5 and 7 classes, who sat NAPLAN when in Year 3 and 5 respectively in 2017. With the retention of most of these students, it is anticipated that a more precise and true reflection of the College's academic progress/performance, will be available for analysis in 2020.

The following tables represent the College's NAPLAN averages for each of the tests from years 3,5,7 & 9 against those of the State, National, and Similar or 'Like Schools' averages, of which there are none listed for comparison for any test or specific year group in the State or Nation.

## **IHC Year 3 Results for 2018**

The Year 3 cohort had a dramatic difference in the results between the highest and lowest achieving students. This had a significantly negative impact on the College's averages against those of the State and Nation. Of the nineteen Year 3 students who sat NAPLAN, five students were consistently lower than the National minimum standard expected of a student in Year 3. Pleasingly however, the higher achieving students within the cohort, achieved well above the State and National averages, allowing for a very close comparison in Numeracy and Writing and to fall just outside Band 4 in Spelling and Grammar & Punctuation.



#### NAPLAN AVERAGES FOR YEAR 3 2018

	Numeracy	Reading	Writing	Spelling	Grammar & Punctuation
IHC	401	383	406	369	365
State	403	423	400	411	424
National	408	434	407	418	432
Similar 'Like Schools'	0	0	0	0	0

**Numeracy:** The College's highest achieving student (with a score of **541**) was **138** points above the State average and **133** points above the National average. The College's lowest

achieving student (with a score of **308**) was **95** points lower than the State average and **100** points lower than the National average.

**Reading:** The College's highest achieving student (with a score of **564**) was **141** points above the State average and **130** points above the National average. The College's lowest achieving student (with a score of **235**) was **188** points lower than the State average and **199** points lower than the National average.

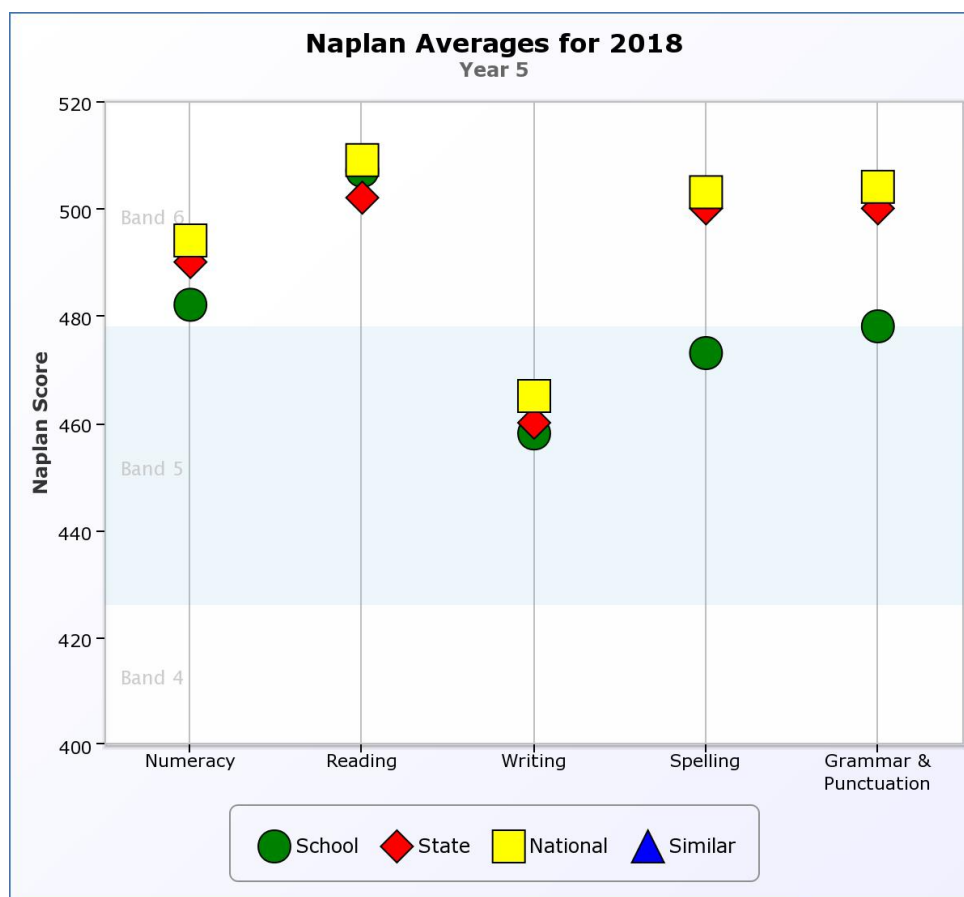
**Writing:** The College's highest achieving student (with a score of **501**) was **101** points above the State average and **94** points above the National average. The College's lowest achieving student (with a score of **271**) was **129** points lower than the State average and **136** points lower than the National average.

**Spelling:** The College's highest achieving student (with a score of **520**) was **109** points above the State average and **102** points above the National average. The College's lowest achieving student (with a score of **264**) was **147** points lower than the State average and **154** points lower than the National average.

**Grammar & Punctuation:** The College's highest achieving student (with a score of **510**) was **86** points above the State average and **78** points above the National average. The College's lowest achieving student (with a score of **251**) was **173** points lower than the State average and **181** points lower than the National average.

## **IHC Year 5 Results for 2018**

The Year 5 results didn't have as large a tail in the lower end of achievement as the Year 3 cohort, making the averages much more competitive with State and National averages. As stated above though, only three of the eighteen Year 5 students attended the College in Year 3, making it untenable to draw any conclusions in regards to academic progression. One interesting outcome however, was how well the class did in Reading and Writing compared to their averages in Spelling and Grammar & Punctuation.



#### NAPLAN AVERAGES FOR YEAR 5 2018

	Numeracy	Reading	Writing	Spelling	Grammar & Punctuation
<b>School</b>	482	507	458	473	478
<b>State</b>	490	502	460	500	500
<b>National</b>	494	509	465	503	504
<b>Similar 'Like Schools'</b>	0	0	0	0	0

**Numeracy:** The College's highest achieving student (with a score of **564**) was **74** points above the State average and **70** points above the National average. The s College's lowest achieving student (with a score of **398**) was **92** points lower than the State average and **96** points lower than the National average.

**Reading:** The College's highest achieving student (with a score of **671**) was **169** points above the State average and **162** points above the National average. The College's lowest achieving student (with a score of **380**) was **122** points lower than the State average and **129** points lower than the National average.

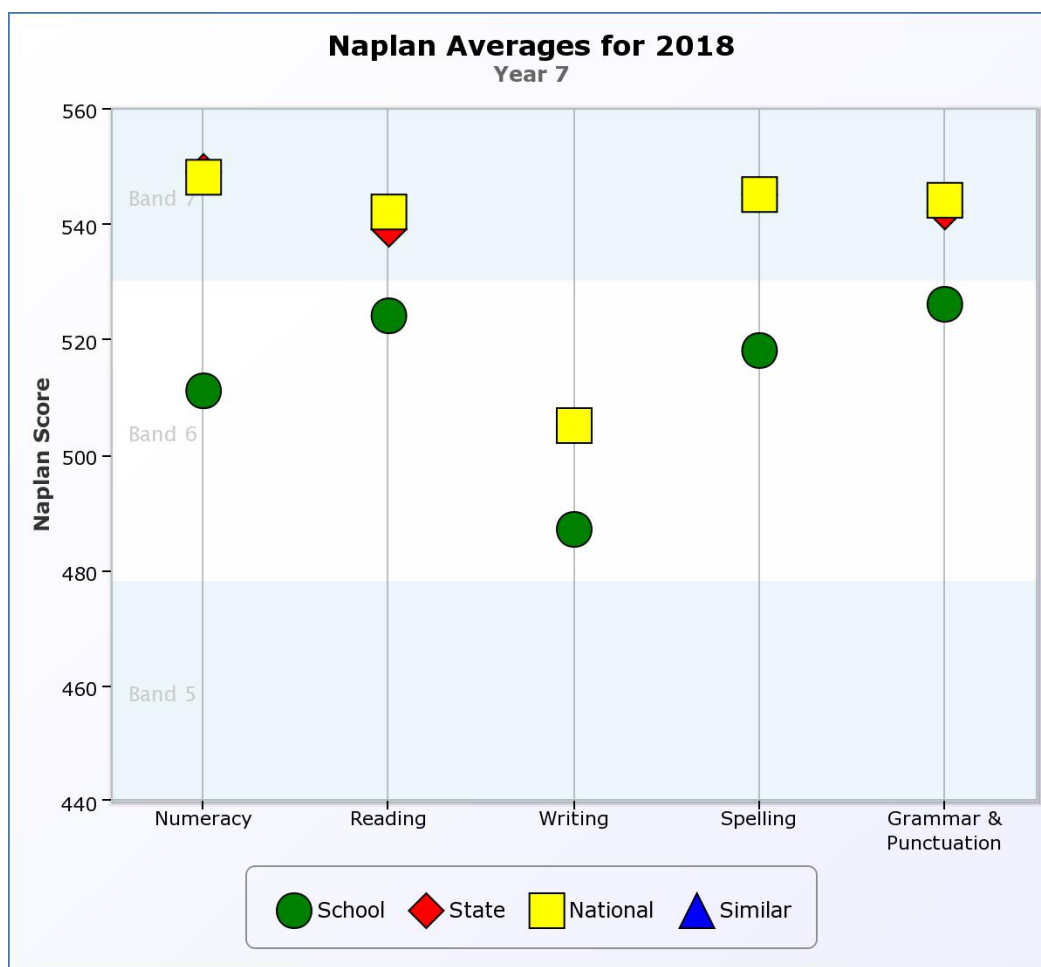
**Writing:** The College's highest and achieving student (with a score of **570**) was **110** points higher than the State average and **105** points above the National average. The College's lowest achieving student (with a score of **402**) was **58** points lower than the State average and **63** points lower than the National average.

**Spelling:** The College's highest achieving student (with a score of **539**) was **39** points above the State average and **36** points above the National average. The College's lowest achieving student (with a score of **348**) was **152** points lower than the State average and **155** points lower than the National average.

**Grammar & Punctuation:** The College's highest achieving student (with a score of **571**) was **71** points above the State average and **67** points above the National average. The College's lowest achieving student (with a score of **333**) was **162** points lower than the State average and **169** points lower than the National average.

## **IHC Year 7 Results for 2018**

As previously stated there were only eight students in Year 7 in 2018 and only two of those students were attending the College in Year 5. There were wide ranging outcomes in the distribution of the cohorts' achievements, especially towards the lower range, creating a negative flow on effect across all averages. Whilst there was a big difference in the outcome of the highest and lowest achieving students, one stand-out is in Spelling, where there is a gap of 139 points, a difference of 4 Bands in the National Minimum Standard.



#### NAPLAN AVERAGES FOR YEAR 7 2018

	Numeracy	Reading	Writing	Spelling	Grammar & Punctuation
<b>School</b>	511	524	487	518	526
<b>State</b>	549	539	505	545	542
<b>National</b>	548	542	505	545	544
<b>Similar 'Like Schools'</b>	0	0	0	0	0

**Numeracy:** The College's highest achieving student (with a score of **579**) was **30** points above the State average and **29** points above the National average. The College's lowest achieving student (with a score of **479**) was **70** points lower than the State average and **69** points lower than the National average.

**Reading:** The College's highest achieving student (with a score of **618**) was **79** points above the State average and **76** points above the National average. The College's lowest achieving student (with a score of **469**) was **70** points lower than the State average and **73** points lower than the National average.

**Writing:** The College's highest achieving student (with a score of **523**) was **18** points above the State average and **18** points above the National average. The College's lowest achieving student (with a score of **453**) was **52** points lower than the State average and **52** points lower than the National average.

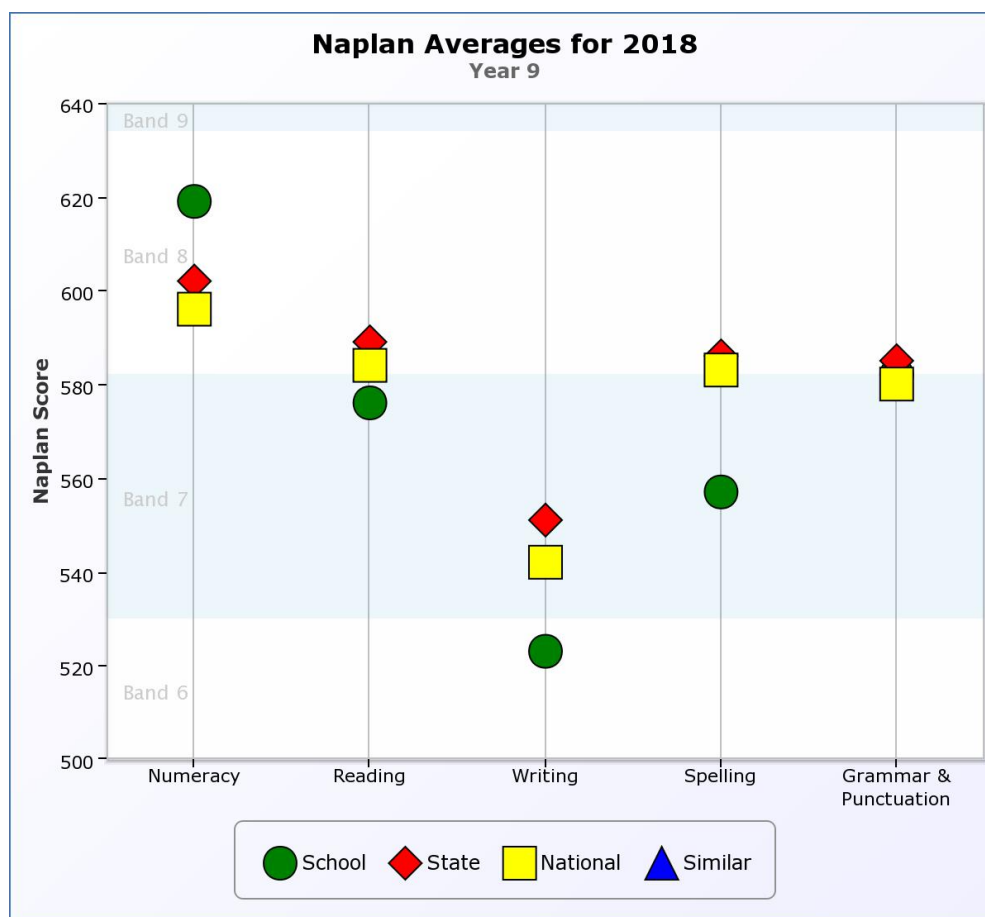
**Spelling:** The College's highest achieving student (with a score of **617**) was **72** points above the State average and **72** points above the National average. The College's lowest achieving student (with a score of **388**) was **57** points lower than the State average and **57** points lower than the National average.

**Grammar & Punctuation:** The College's highest achieving student (with a score of **600**) was **38** points above the State average and **36** points above the National average. The College's lowest achieving student (with a score of **434**) was **108** points lower than the State average and **110** points lower than the National average.

## **IHC Year 9 Results for 2018**

Amongst the three Year 9 students, there was one who consistently fell well below the National Minimum Standard. Consequently, despite the other two students performing well above the State and National averages in each test, this represented a third of the cohort and had a dramatic effect on averages. Interestingly however, despite the massive gap between the highest and lowest achieving student, the cohorts' averages in Numeracy were above the State and National averages and on par in Grammar & Punctuation.





#### NAPLAN AVERAGES FOR YEAR 9 2018

	Numeracy	Reading	Writing	Spelling	Grammar & Punctuation
<b>School</b>	619	576	523	557	582
<b>State</b>	602	589	551	586	585
<b>National</b>	596	584	542	583	580
<b>Similar 'Like Schools'</b>	0	0	0	0	0

**Numeracy:** The College's highest achieving student (with a score of **686**) was **84** points above the State average and **90** points above the National average. The College's lowest achieving student (with a score of **509**) was **93** points lower than the State average and **87** points lower than the National average.

**Reading:** The College's highest achieving student (with a score of **616**) was **27** points above the State average and **32** points above the National average. The College's lowest achieving student (with a score of **529**) was **60** points lower than the State average and **55** points lower than the National average.

**Writing:** The College's highest achieving student (with a score of **595**) was **44** points above the State average and **53** points above the National average. The College's lowest achieving student (with a score of **453**) was **98** points lower than the State average and **89** points lower than the National average.

**Spelling:** The College's highest achieving student (with a score of **622**) was **36** points above the State average and **39** points above the National average. The College's lowest achieving student (with a score of **451**) was **135** points lower than the State average and **132** points lower than the National average.

**Grammar & Punctuation:** The College's highest achieving student (with a score of **679**) was **94** points above the State average and **99** points above the National average. The College's lowest achieving student (with a score of **484**) was **99** points lower than the State average and **94** points lower than the National average.

### **Planning Implications for Immaculate Heart College for 2019**

As a result of the NAPLAN data analysis, the following planning implications apply for 2019:

- The College will continue to offer after school tutoring in Literacy and Numeracy to all students, particularly at risk, one day a week.
- The College will continue to place an emphasis on reading and building the Library resources. The Reading Club, started in 2018 will continue to run. Students in the Reading Club, commit to read at least 20 minutes a day and are rewarded with an excursion at the end of each Semester, if the commitment is acknowledged and signed off by their parents and teachers.
- Teaching/Learning Programmes in all year levels from Pre-primary onwards will provide regular opportunity for students to use all forms of writing, including narrative, persuasive, and other forms.
- Students who are working at or below the minimum Achievement Standard and/or at or below classroom and NAPLAN benchmarks will receive the Intervention Strategies.
- Triangulation of consultation from professional services including School Psychology Services, Education Support, etc., with the Principal, Teachers, Education Assistants, and Parents will continue to take place.
- Explicit teaching will continue to be implemented for literacy and numeracy skills.
- The Mathematics-literacy Approach will continue to be part of the teaching/learning of Mathematics across the school.

- The current Year 3, 5, 7 and 9 Class Teachers will analyse their students' individual performances further via the *Value* 'Student Profile' tab and will implement appropriate teaching/learning strategies for improved performance over time.
- All IHC Teachers will be provided with key information regarding the College's NAPLAN and other benchmark testing results so that every teacher can take responsibility and apply appropriate measures to improve student outcomes.
- The College will continue to triangulate and to analyse data; that is, school-based assessment, school-based diagnostic testing (i.e., common assessments), and standardised tests and past NAPLAN test papers.
- Action relating to the findings of the data analysis will continue to be a priority.
- 'On Entry Assessment' will continue for all Pre-primary students in 2019, which will continue to provide the platform from which to make appropriate teaching and learning decisions for improvement.
- An all-rounded, holistic, and well-balanced curriculum will continue to be offered at IHC, with a Catholic ethos at its core.

Lucas Hurley  
**Principal**

22 January 2019