



IMMACULATE HEART COLLEGE

Through Mary to Jesus: “The Way, the Truth and the Life”

John 14:6

Annual Compliance Report

2018

ANNUAL REPORT 2018

Overview

In 2018, Immaculate Heart College completed its seventh year in operation and it quickly became a year of many firsts for the community. Progressing to Year 9 and gaining permission from the Department of Education to offer Pre-Kindergarten in 2019, the College remains on schedule to be a PK to Year 12 school, by 2021.

The College was proud to open Stage 2 of its Building Programme, the Pre-Kindergarten to Year 2, Early Learning Centre. This facility, consisting of 4 GLA's, staffroom and amenities, was a milestone for the school community, as it meant that for the first time, the entire primary school was housed in permanent classrooms. The College remained committed to ensuring that a high standard of educational resources were provided and the new classrooms were equipped with new furniture and technology of outstanding quality.

Another milestone of note for the College, was the surpassing of 200 enrolled students and having for the first time, a waiting list of students, especially in Year 2, which subsequently paved the way for the creation of a dual stream Year 3 class, initiated for the start of 2019. A further noteworthy progression, was the employment of 3 full-time secondary specialist teachers in Theology, Mathematics & Science, English & HASS and 2 part-time across-College (primary and secondary) specialist teachers, in Design & Technology and Health & Physical Education. The College joyfully welcomed the addition of the Ursuline Sisters from Fremantle, who provided Catechesis to the Early Learning years.

The College broadened its academic horizons, through the implementation of a 'Gifted and Talented' Programme. This Programme was able to offer those more academically minded students, the opportunity to undertake investigations and research in the fields of biological science, philosophy, history, literature and performing arts. The Programme culminated with students performing an oratory piece in front of the school, based on the life of a virtuous historical figure.

Furthermore, 2018 was the first opportunity for all four year groups (3,5,7 & 9) to participate in NAPLAN. This will allow in future years, for the establishment of greater detailed and substantial interpretative data, allowing for a more accurate demonstration of the academic development of students over time. In the sphere of Physical Education, the College ran its inaugural Swimming Carnival and competed in its first Inter-School Athletics Carnival. The College became a member of the Associated and Catholic College's of WA and looks forward to a bright future of competition and ensuing success.

The College completed 2018 with 270 enrolled students, scheduled to begin in the new academic year. This represents more than a tripling or rather a 210% increase in student numbers since January, 2016.

Catholic Identity

The College continued to seek to deliver to the student and parent bodies, an authentic expression of the Catholic faith. Daily Mass was offered to staff and students, as well as the weekly, whole College Mass. For the students from Years 2 and above, devotion to Mary and God's Divine Mercy was intensified, through the daily recitation of a decade of the Rosary and the Divine Mercy chaplet.

With the employment of a full-time Theology specialist, Year's 3-9 students were exposed to a higher level of academic rigor and Catholic orthodoxy, with the introduction of a new Theology curriculum entitled, 'The Spirit of Truth', produced by Sophia Institute. The Ursuline Sisters implemented the 'Catechesis of the Good Shepherd', a Montessori based Programme, which is tailored to the Early Learning (K-2) students. The Sisters did an outstanding job in the establishment and resourcing of their Religious Education Sacred Space, known as the Atrium.

In 2018, 17 students were Baptised, 18 received their first Holy Communion and 6 students received Confirmation. The parish community had the pleasure of witnessing 2 parents being fully initiated into the Catholic faith at the Easter Vigil Mass.

Full Time Students		2018		
Education Level	Year	Male	Female	Total
Primary	Kindergarten	12	10	22
	Pre-Primary	14	7	21
	Year 1	13	11	24
	Year 2	15	11	26
	Year 3	10	14	24
	Year 4	8	16	24
	Year 5	7	10	17
	Year 6	12	15	27
	Primary Total	91	94	185
Secondary	Year 7	4	4	8
	Year 8	4	6	10
	Year 9	2	1	3
Secondary Total		10	11	21
Total School		101	105	206

Non-Teaching Staff 2018			
	Role	Male	Female
	Bursar	0	1
	Receptionist/Clerk	0	1
	Administration Officer	0	1
	Groundskeeper	1	0
	Canteen/Ancillary	0	1
	Ancillary	1	1
	Bus Driver	2	0
Non-Teaching Staff Total <u>9</u>		4	5

	Class	Male	Female
Primary	Kindergarten	0	1
	Pre-Primary	0	1
	Year 1	0	1
	Year 2	0	1
	Year 3	0	1
	Year 4	0	1
	Year 5	0	1
	Year 6	1	0
Primary Total 8		1	7
Secondary	English/HASS	1	0
	Science/Math	1	0
	Theology	1	0
Secondary Total 3		3	0
Across College Prim & Sec	Physical Education	0	2
	Greek	1	0
	Technologies	1	0
	Learning Support	0	1
	College Principal	1	0
Across College Total 5		6	7

Teaching Staff Total 17		7	10
Education Assistants		0	3
Religious Catechists		0	2

Student Attendance

Overall, student attendance in 2018 was very good.

In 2018 there were 181 contact days for students in Pre-primary to Year 9. The days per term were as follows:

Term 1 = 50 days

Term 2 = 43 days

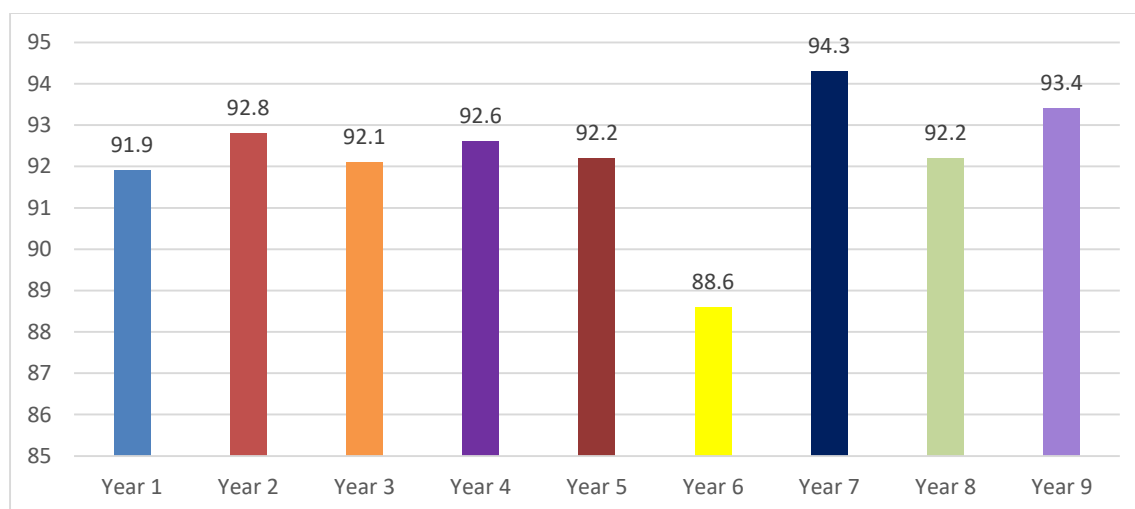
Term 3 = 44 days

Term 4 = 44 days

Kindergarten students attended school three days per week (Tuesdays, Wednesdays and Thursdays; 0.6 Full-time Equivalent).

The rates of attendance for each year level were as follows:

Year 1	91.90%
Year 2	92.82%
Year 3	92.14%
Year 4	92.63%
Year 5	92.22%
Year 6	88.57%
Year 7	94.29%
Year 8	92.23%
Year 9	93.39%

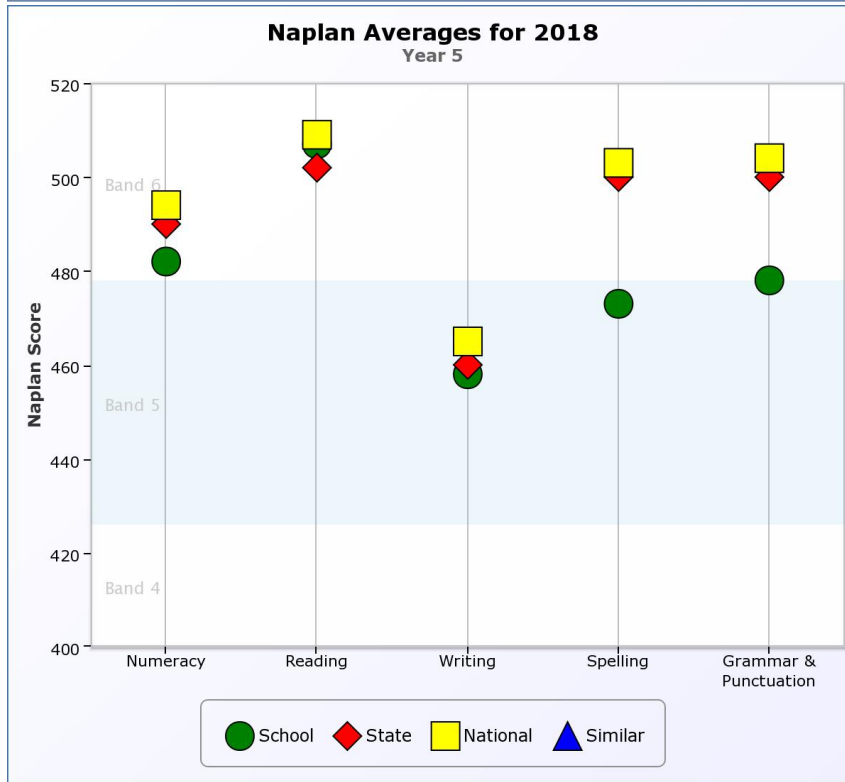
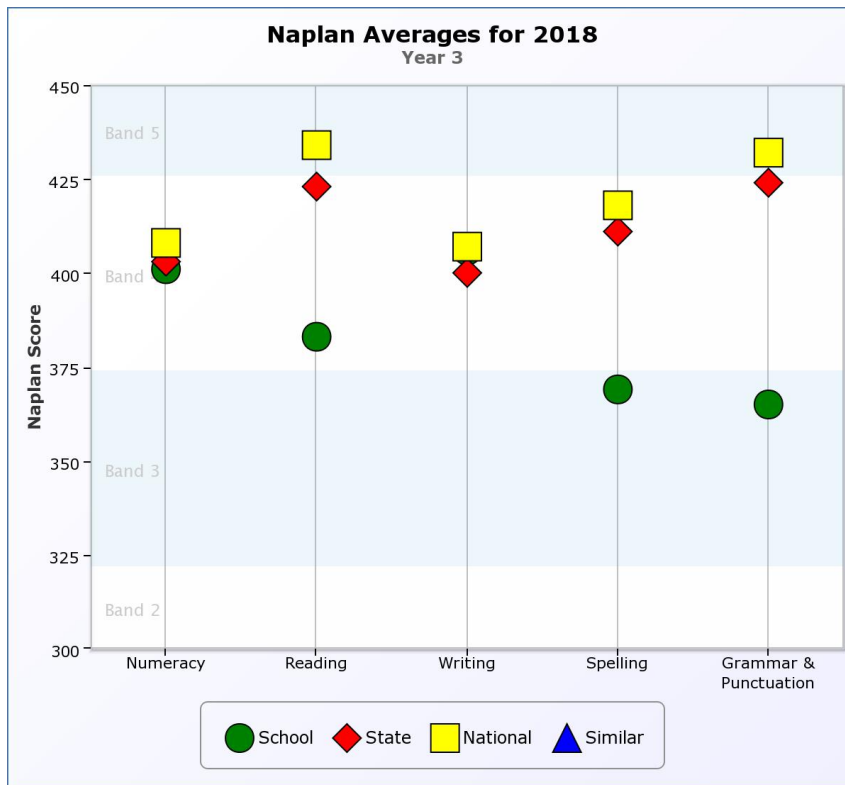


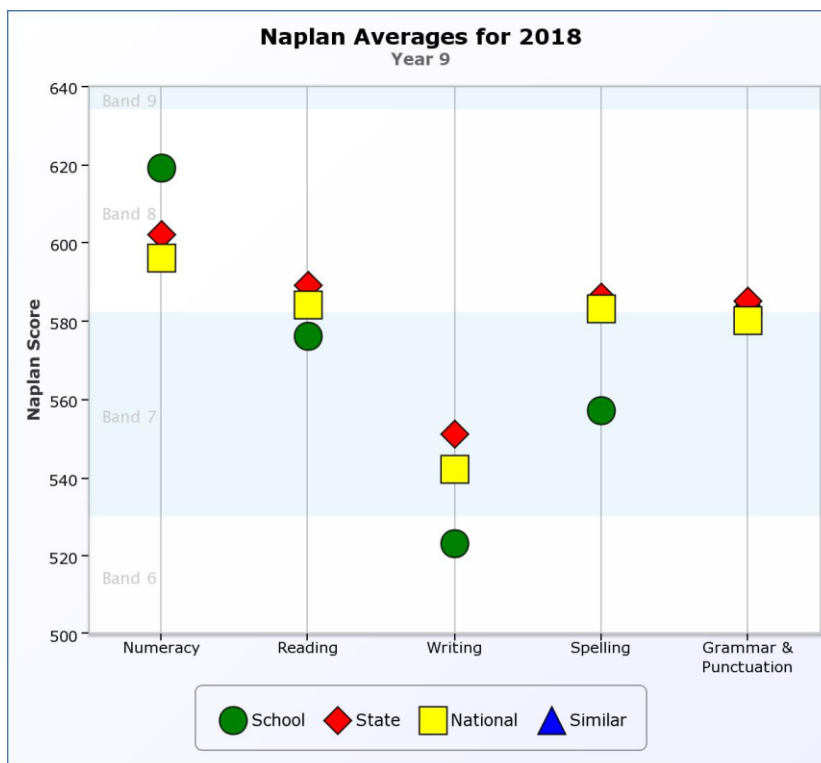
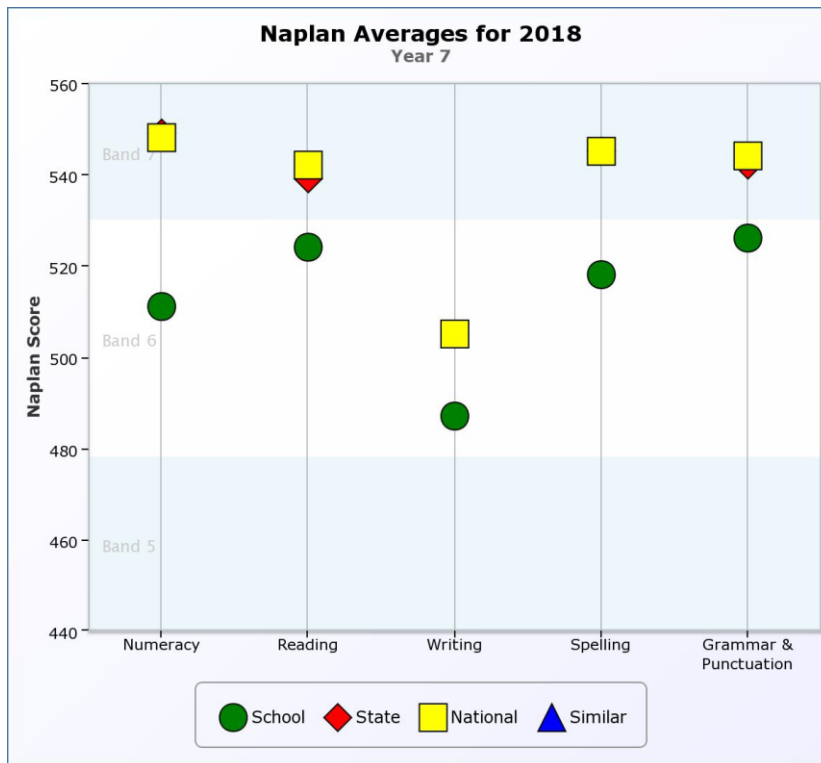
The rates of attendance for the whole school (Total Full-time; Year 1-Year 9) 92.22%

Naplan

The following paragraph is an extract from the College's 2018 NAPLAN Report

Of the eighteen Year 5 students, only three were attending the College in Year 3. Of the eight Year 7 students, only two were attending the College in Year 5; and none of the three, Year 9 students attended the College in Year 7, simply because there wasn't a Year 7 class in 2016. Contextually, only five out of the twenty-nine Year 5,7 & 9 students who sat the NAPLAN testing, had previously attended the College. Consequently, any attempt to accurately gauge the College's academic progression/performance over-time is inhibited due to a lack of historical data.





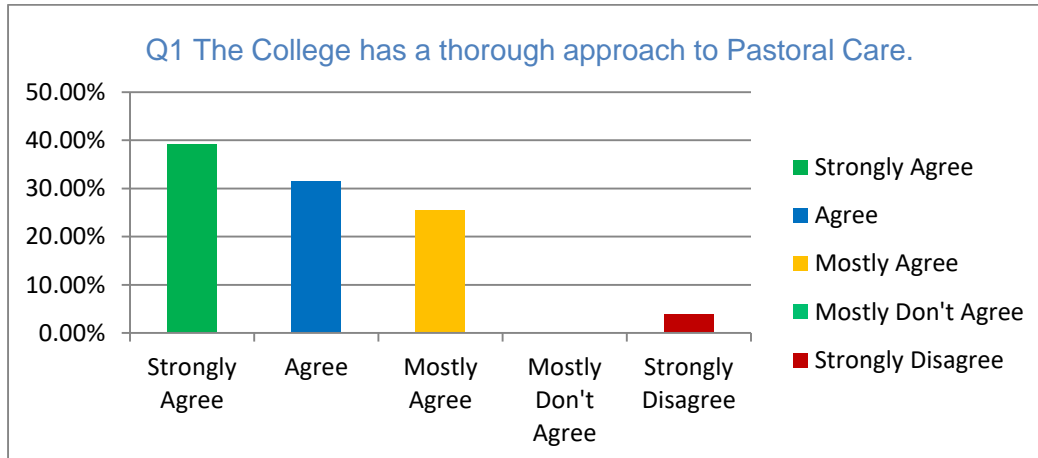
Student and Parent Survey

Students

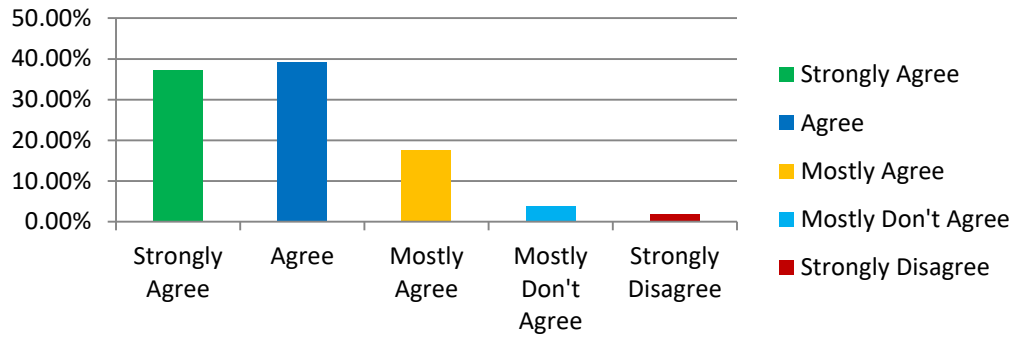
100 students were surveyed and asked to rate the following aspects of the College out of 5, (1 – *Strongly disagree*, to 5 – *Strongly agree*). Below are the overall averages.

My school fosters an environment which makes learning enjoyable	4.4
I regularly talk to my family about what I am learning at school	3.9
I like being at school	4.5
I feel safe at school	4.6
I receive useful feedback from my teachers about my progress at school	4.5
The Catholic faith is presented in a loving and positive way at school	4.5
My teachers demonstrate and model Catholic values	4.5

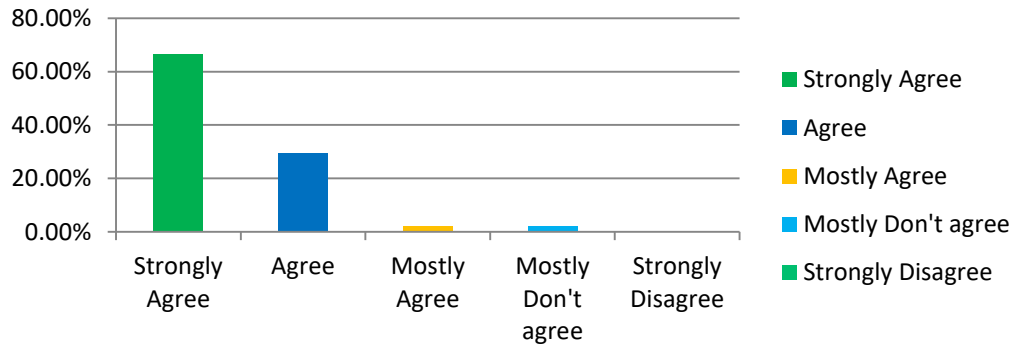
Parents



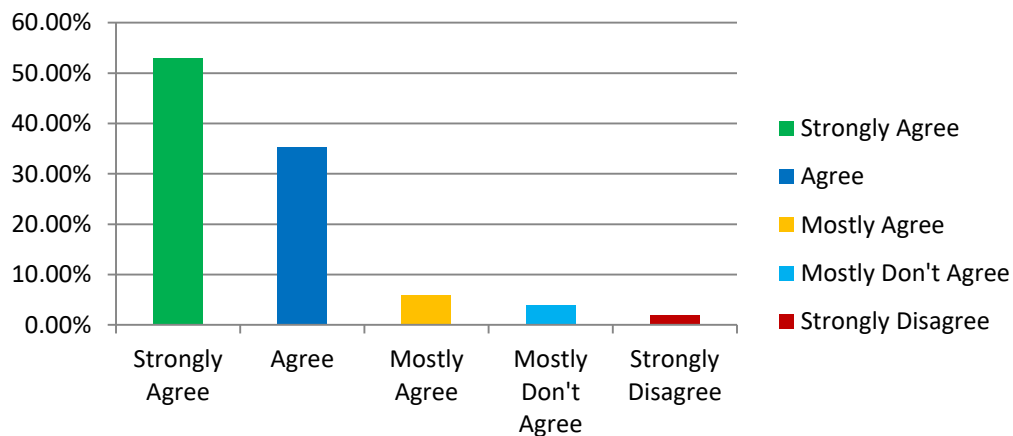
Q2 My child/children find the College's academic program challenging.



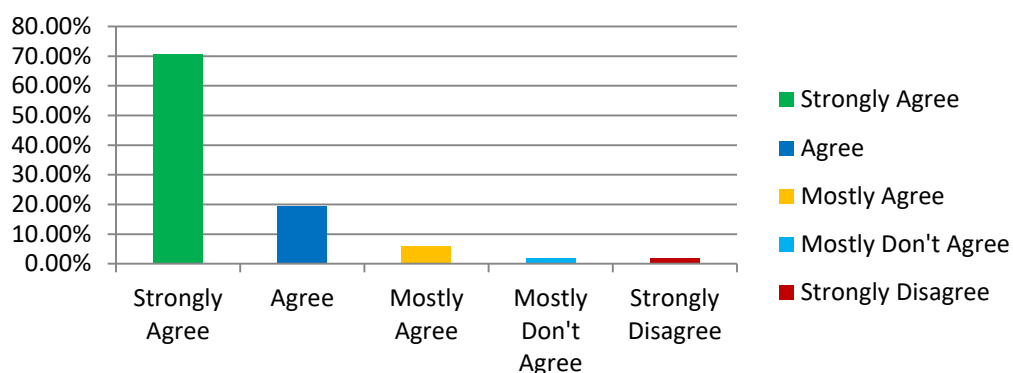
Q3 The administrators (principal and administration staff) at the College have respect for students.



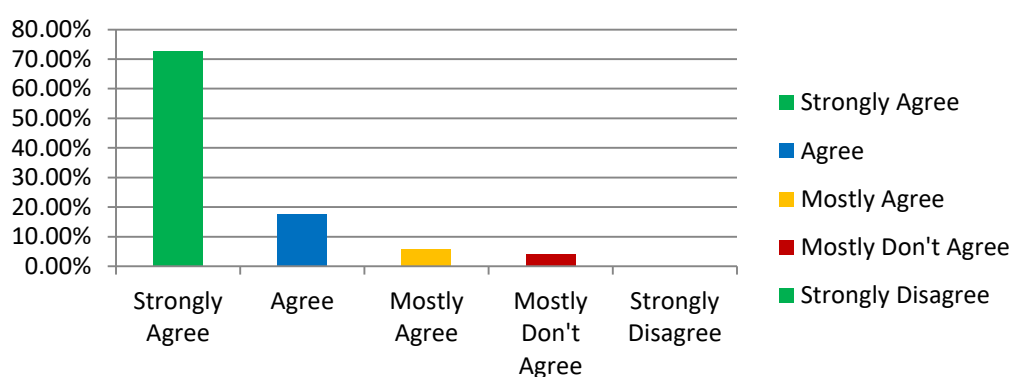
Q4 Students at IHC are fairly disciplined.



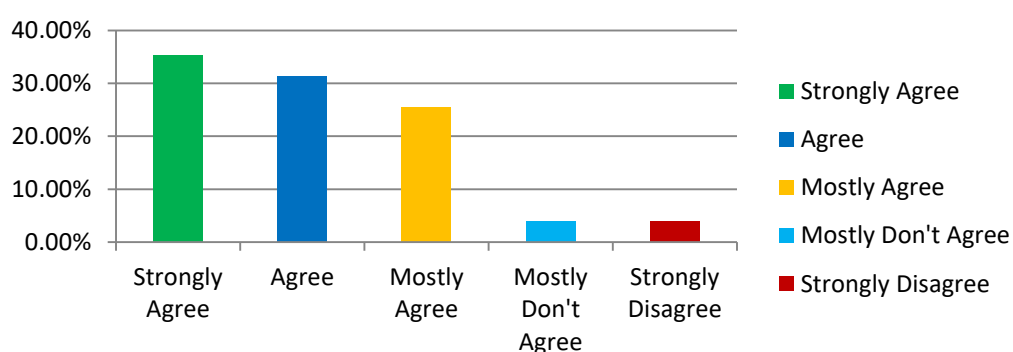
Q5 There is a strong sense of community at IHC.



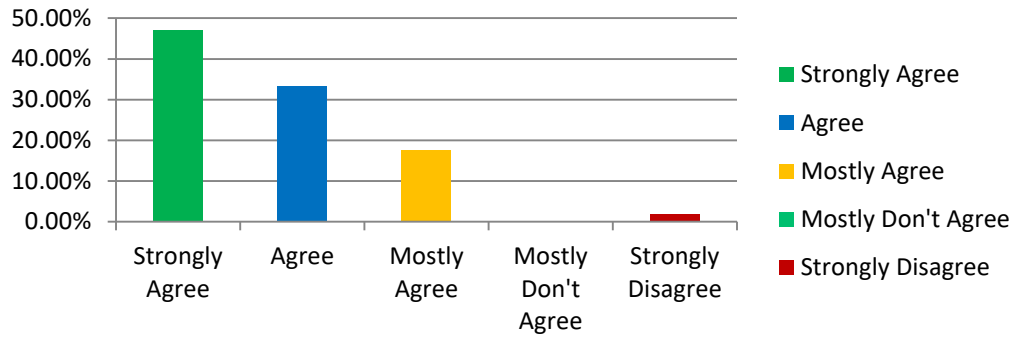
Q6 Your child/children feels safe while at school.



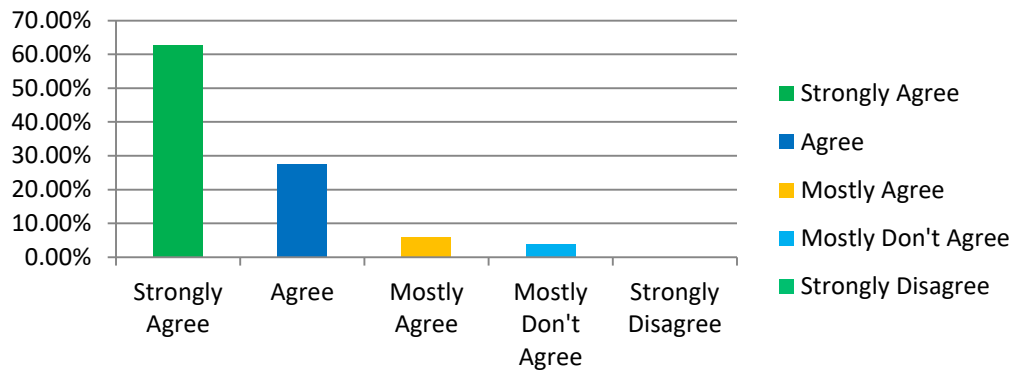
Q7 You are satisfied with the extracurricular activities available at IHC.



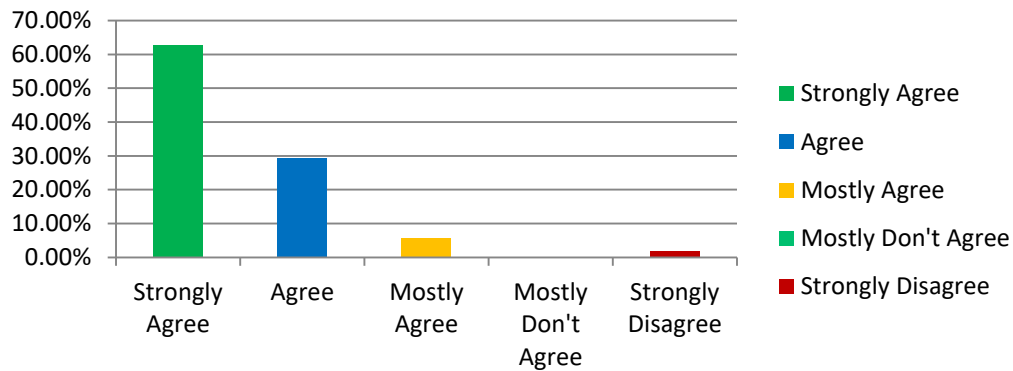
Q8 The College understands my child's/children's educational needs



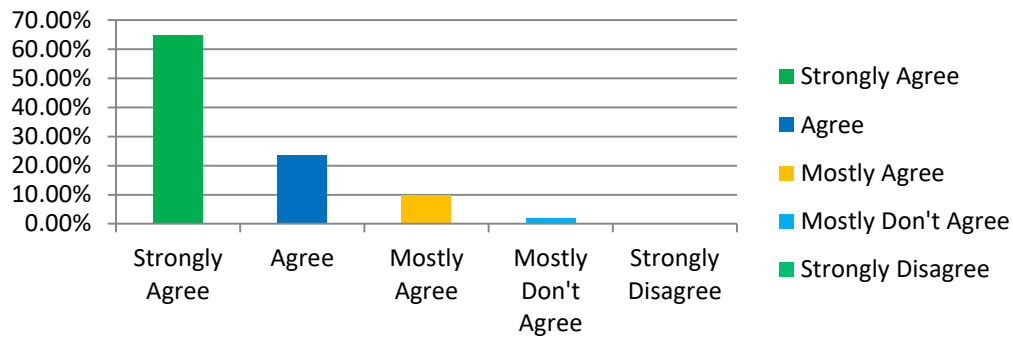
Q9 Staff and teachers are readily accessible.



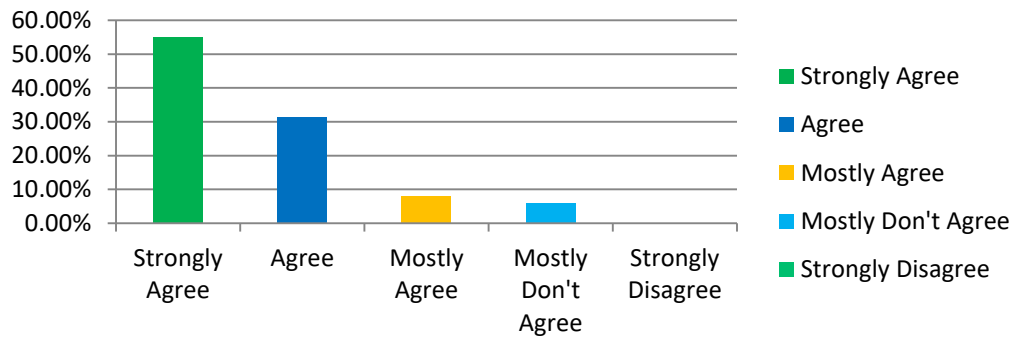
Q10 Staff are helpful and professional



Q11 The College has a strong emphasis on providing an authentic Catholic education.



Q12 Catholic values are interwoven into all aspects of the curriculum and College life.



College 2018 Financials

Full Time Equivalent enrolments relating to recurrent income based on August Census 206

<u>Income</u>	<u>Total</u>
Australian Government recurrent funding	1,637,892
State/Territory Government recurrent funding	463,792
Other Government Grants	9,063
Fees, charges and parent contributions	371,819
Other Private Sources	37,000
Total	2,537,823

<u>Expenses</u>	
Administration	243,051
Advertising	6,297
Depreciation	110,318
Salaries	1,898,570
Repairs & Maintenance	20,824
Insurance	26,597
Interest	22,669
Motor Vehicles	40,811
Staff Expenses	3560
Teaching Expenses	66,022
General Expenses	15486
Total	2,352,562

Net Surplus	185,261
--------------------	----------------

Mr Lucas Hurley
Principal

7 May 2019